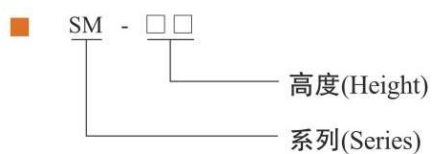


SM 系列产品



■ 工作温度: -40~+140

Operating Temperature: -40~+140

■ 嵌件: 黄铜、铁、铝

Insert: Brass, Steel with Zn coating

■ 材料: 不饱和聚酯树脂玻璃纤维增强模压塑料 (BMC) (SMC), 环保材料及UL认证材料

Material: BMC (Bough Moulding Compound)

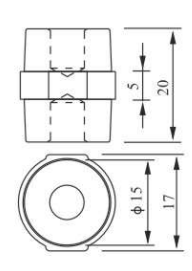
SMC(Sheet Moulding Compound)

■ 颜色、嵌件、材料性能、螺纹可依客户需求定制

Colour, Insert, material In capability accordance screw with customer needs

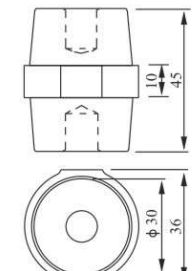
SM BUS BAR INSULATOR(Drum)

SM-20 外观及尺寸(mm)



伸缩强度(LBS) Tensile strength(LBS)	300
耐压(KV) Voltage withstand(KV)	5
扭矩(FT LBS) Torgue strength(FTLBS)	4
螺纹(mm) screw(mm)	5
螺纹深度(mm) screw depth(mm)	7

SM-45 外观及尺寸(mm)



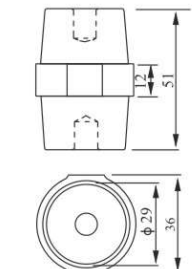
伸缩强度(LBS) Tensile strength(LBS)	1000
耐压(KV) Voltage withstand(KV)	14
扭矩(FT LBS) Torgue strength(FTLBS)	20
螺纹(mm) screw(mm)	8
螺纹深度(mm) screw depth(mm)	11

SM-25 外观及尺寸(mm)



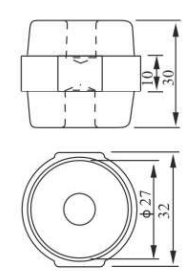
伸缩强度(LBS) Tensile strength(LBS)	500
耐压(KV) Voltage withstand(KV)	6
扭矩(FT LBS) Torgue strength(FTLBS)	6
螺纹(mm) screw(mm)	6
螺纹深度(mm) screw depth(mm)	9

SM-51 外观及尺寸(mm)



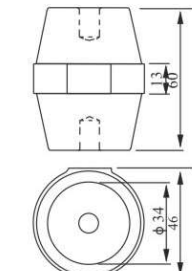
伸缩强度(LBS) Tensile strength(LBS)	1000
耐压(KV) Voltage withstand(KV)	15
扭矩(FT LBS) Torgue strength(FTLBS)	20
螺纹(mm) screw(mm)	8
螺纹深度(mm) screw depth(mm)	14

SM-30 外观及尺寸(mm)



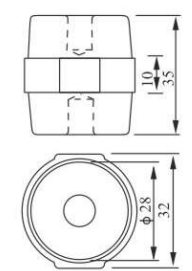
伸缩强度(LBS) Tensile strength(LBS)	550
耐压(KV) Voltage withstand(KV)	8
扭矩(FT LBS) Torgue strength(FTLBS)	8
螺纹(mm) screw(mm)	8
螺纹深度(mm) screw depth(mm)	11

SM-60 外观及尺寸(mm)



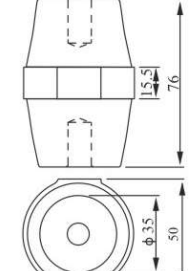
伸缩强度(LBS) Tensile strength(LBS)	1200
耐压(KV) Voltage withstand(KV)	20
扭矩(FT LBS) Torgue strength(FTLBS)	35
螺纹(mm) screw(mm)	10
螺纹深度(mm) screw depth(mm)	15

SM-35 外观及尺寸(mm)



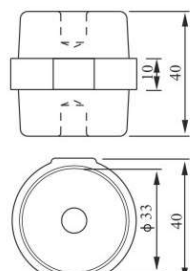
伸缩强度(LBS) Tensile strength(LBS)	600
耐压(KV) Voltage withstand(KV)	10
扭矩(FT LBS) Torgue strength(FTLBS)	10
螺纹(mm) screw(mm)	8
螺纹深度(mm) screw depth(mm)	11

SM-76 外观及尺寸(mm)



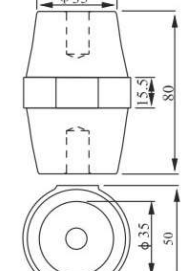
伸缩强度(LBS) Tensile strength(LBS)	1500
耐压(KV) Voltage withstand(KV)	25
扭矩(FT LBS) Torgue strength(FTLBS)	40
螺纹(mm) screw(mm)	10
螺纹深度(mm) screw depth(mm)	20

SM-40 外观及尺寸(mm)



伸缩强度(LBS) Tensile strength(LBS)	650
耐压(KV) Voltage withstand(KV)	12
扭矩(FT LBS) Torgue strength(FTLBS)	12
螺纹(mm) screw(mm)	8
螺纹深度(mm) screw depth(mm)	11

SM-80 外观及尺寸(mm)



伸缩强度(LBS) Tensile strength(LBS)	
耐压(KV) Voltage withstand(KV)	
扭矩(FT LBS) Torgue strength(FTLBS)	
螺纹(mm) screw(mm)	
螺纹深度(mm) screw depth(mm)	