


## CT SERIES



■ 工作温度: -40~+140

Operating Temperature: -40 ~ +140

■ 嵌件: 黄铜、铁、铝

Insert: Brass, Steel with Zn coating

■ 材料: 不饱和聚酯树脂玻璃纤维增强模压塑料 (BMC) (SMC), 环保材料及UL认证材料

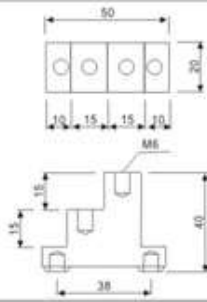
Material: BMC (Bough Moulding Compound)

SMC(Sheet Moulding Compound)

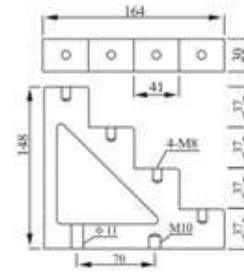
■ 颜色、嵌件、材料性能可依客户需求定制

Colour, Insert, material In capability accordance screw with customer needs

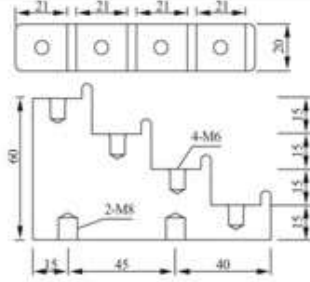
■ CT2-15



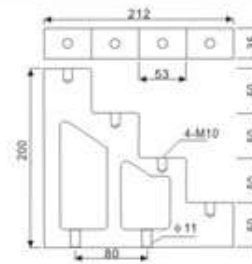
■ CT4-40



■ CT2-20



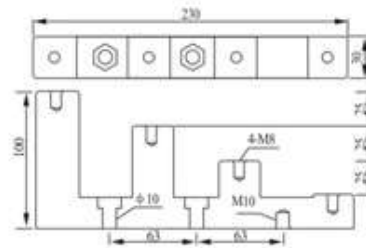
■ CT4-50



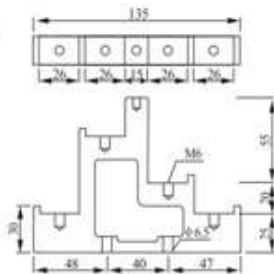
■ CT2-25



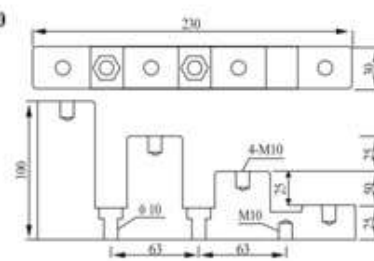
■ CJ4-30



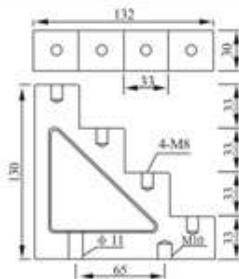
■ CT5-25



■ CJ4-40



■ CT4-30



■ CJ-50

