

# BATTERY CHARGER [140W]

VBC1205, VBC1210  
VBC2405, VBC3002

**VTEKE**<sup>®</sup>

[www.vteke.com.tr](http://www.vteke.com.tr)

## FEATURES

VBC 140W series battery chargers are designed to charge lead-acid engine starter and AGM batteries with voltage of 12V, 24V or 30V. The device is equipped with protection features to save the device and to extend the battery life.

- VBC series is suitable for 12/24/30V storage battery with drawn current of 2A/5A/10A.
- Switch mode power supply technology is used with wide range of input voltage.
- High efficiency
- Compact mechanical design with light weight
- Alarm for input fail and blown fuse
- Reverse polarity protection
- Noise input filter
- Fail/Work OK led indicator



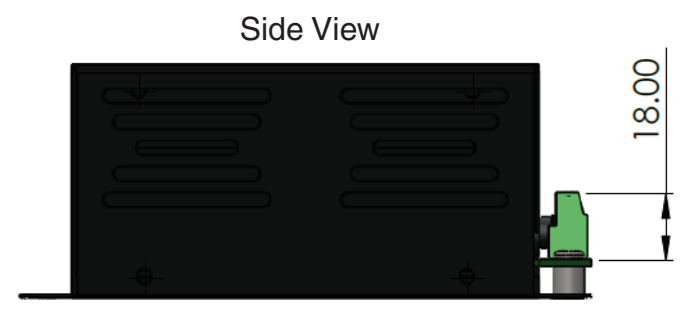

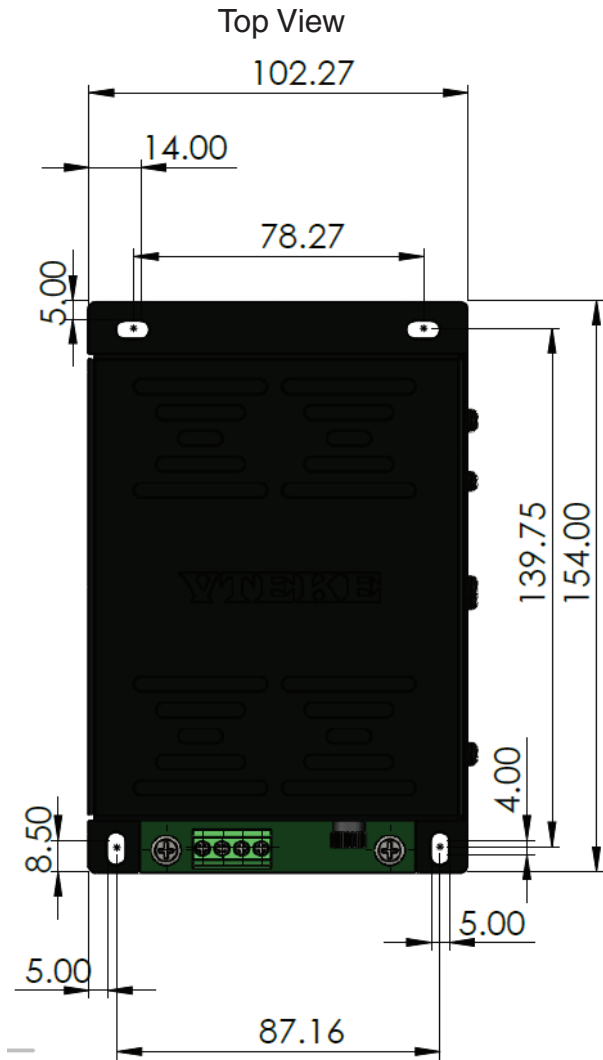
INPUT	PARAMETER	VBC1205	VBC1210	VBC2405	VBC3002
	AC Input Voltage	220Vac ± %20	220Vac ± %20	220Vac ± %20	220Vac ± %20
	DC Input Voltage	200-400Vdc	200-400Vdc	200-400Vdc	200-400Vdc
	AC Input Frequency	50 - 400Hz	50 - 400Hz	50 - 400Hz	50 - 400Hz
	Efficiency	>%85	>%82	>%85	>%85

OUTPUT	PARAMETER	VBC1205	VBC1210	VBC2405	VBC3002
	DC Output Voltage	13.80V	13.80V	27.60V	34.5V
	DC Output Charge Current	5A	10A	5A	2.2A
	Output Power	70W	140W	140W	70W
	Output Voltage Ripple	±%1	±%1	±%1	±%1
	Voltage Regulation	±%1	±%1	±%1	±%1
	Load Regulation	±%1	±%1	±%1	±%1
	Start-up Time		100ms	100ms	100ms

OPERATION CONDITIONS	PARAMETER	VALUE
	Working Temperature	-20C / +50C
	Working Humidity	20-70%
	Stock Temperature	-20C / +70C

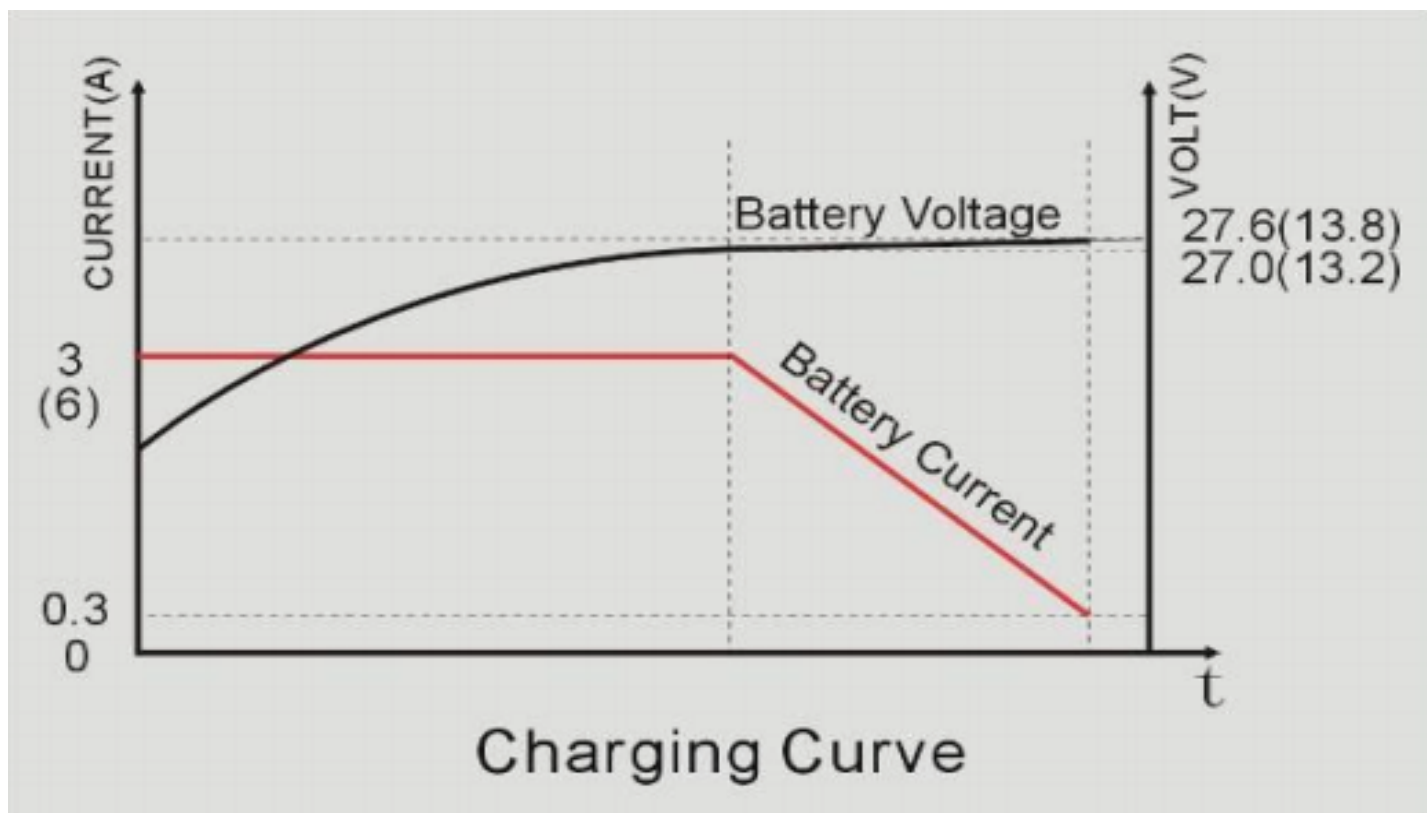
MECHANICAL SPECIFICATIONS	PARAMETER	VALUE
	Weight	700gr
	Diemensions (L x W x H)	153 X 98 X 62
Mounting	Screw Type	VBC1205    VBC1210    VBC2405    VBC3002
	Plate Mount	
	DIN RAIL	VBC1205D    VBC1210D    VBC2405D    VBC3002D

**DIMENSIONS**



VBC is using 3-Stage charger method. In this method, battery is charged with current limit (2A, 5A or 10A), when battery current decreases, VBC output voltage becomes constant. At the end of the charge, VBC outputs gets stable with float charge voltage and ensures that batteries are always full.

- **Constant Current Mode:** Protect Battery Cells.
- **Constant Voltage Mode:** Reduce the Charging Current.
- **Float Charge Mode:** Compensation of Internal Self Discharge.





■ VBC2405  
(24V, 5A)

■ VBC1205  
(12V, 5A)

■ VBC1210  
(12V, 10A)

Input		Output	
L	N	-	+
150-270 VAC		12/24 VDC	
50/60Hz			

- ⊗ Green: OK
- ⊗ Red: AC Line Fail
- ⊗ Red+Green: Ac Fuse or Output Fuse is Blown

Fuse 10A



OPERATION

1. Connect input terminals L & N to power source of 220VAC  $\pm$ 20% or 200-400VDC, using 1mm<sup>2</sup> wire.
2. Connect the output terminals «-» & «+» to battery terminals «-» & «+» relatively.
3. Power on the circuit, the green light should illuminate if it is charging without any fault.
4. Output fuse is rated at 10A. the fuse blows if wrong connection is made.
5. To change the fuse, press the pin inwards and turn it anticlockwise. When it doesn't turn any more, pull it out. After replacing the fuse, reverse the previous process.

OPERATION

PARAMETER	DESCRIPTION
Input Protection	With 3A Fuse
Output Short Circuit Protection	With Electronic Protection Can Work Continuously In Short Circuit Condition
Battery Reverse Connection Protection	Yes. Device Can Work Again By Changing the Output Fuse
Warning by LEDs	Yes. Green: Device Normally Running Red: Problem in Device Connections
AC/DC Conversation Method	SMPS. High Frequency Conversation
Working Frequency	67kHz